


SPORTSPAL Accessories



AC06 Life Vest Type III



AC02 Porta Carrier




Camo Cover (C12,C14,C16, C13w)



AC27 Center Seat,
AC25 Front Seat, AC26 Rear Seat



AC16 Motor Mount



AC12 Wood Paddle



AC80 Paddle Locks




AC40 Ethafoam Seat

SPORTSPAL	Double End			Square Stern			Wide Stern
	S-12	S-14	S-16	S-11	S-13	S-15	X-13
MODEL	S-12	S-14	S-16	S-11	S-13	S-15	X-13
L.O.A.	11'7"	13'10"	15'10"	10'8"	13'2"	15'3"	13'0"
BEAM	38"/44"	38"/44"	38"/44"	38"/44"	38"/44"	38"/44"	38"/44"
TRANSOM WIDTH	N/A	N/A	N/A	N/A	13	13	28
MAX. # PERSONS	3	4	5	3	4	5	4
PERSONS LBS.	465	615	640	465	590	625	475
MAX. CAPACITY	500	650	720	500	625	705	555
MAX. H.P.	2	2	2	2	3	5	2
RIBS	17	23	29	17	25	27	24
WEIGHT	48	58	69	48	57	67	72
HULL THICKNESS	.032	.032	.032	.032	.032	.032	.032



All specifications are subject to change without notice.

AUTHORIZED DEALER





SPORTSPAL

Safety and Stability are Built into every Canoe.

- Canoes are manufactured from ultra-light aircraft aluminum.
- Hulls are stretch-formed and heat-treated for additional strength and eliminates the need for side seams.
- T-keel provides superior tracking and added strength.
- Wide beam and flat bottom makes Sportspal one of the safest canoes on the water.
- Ribs are extruded and add structural strength to canoe.
- Hull lining provides buoyancy, deadens noises and insulates against cold water.
- Side sponsons provides stability.
- All models are available in birch bark, olive drab, green and red.

S-14



Shown in green.



S-11



Shown in olive drab.



S-12



Shown in red.



S-13



Shown in olive drab.



S-15



Shown in birch bark.



S-16



Shown in olive drab.



X-13



Shown in birch bark.

